BenchMate® Encore
PIN CHUCK
INSTRUCTIONS • #005-876

USING THE PIN CHUCK

FIG.1

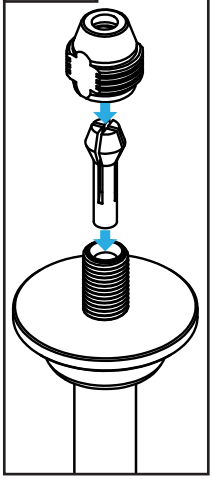

FIG.2



FIG.3

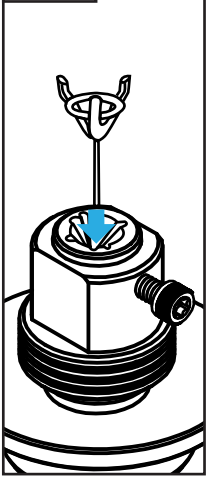

FIG.4

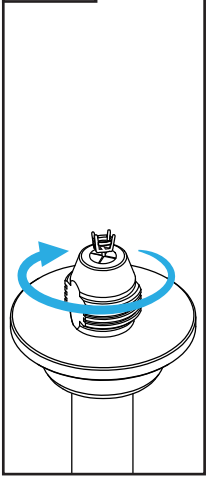

USING THE BASKET HOLDER PIN CHUCK

FIG.1

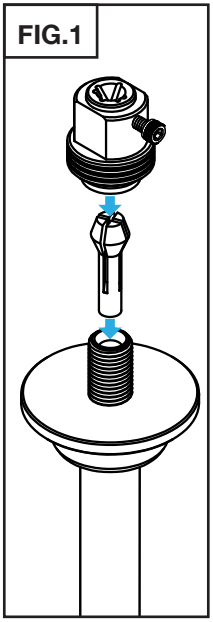

FIG.2

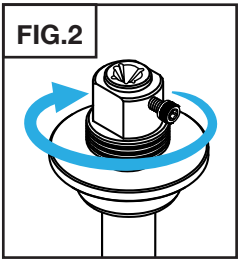

FIG.3

IMPORTANT NOTE:
Loosen the screw on the basket before tightening the chuck with your workpiece. Failure to do so may damage the workpiece.

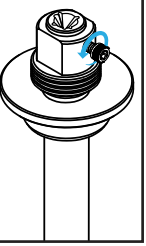

FIG.4

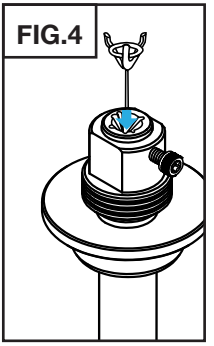

FIG.5

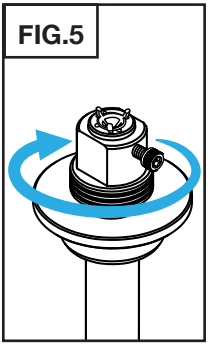

FIG.6

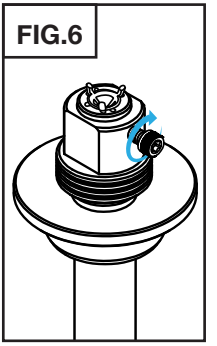

BenchMate®
PIN CHUCK
PART LIST • #005-876

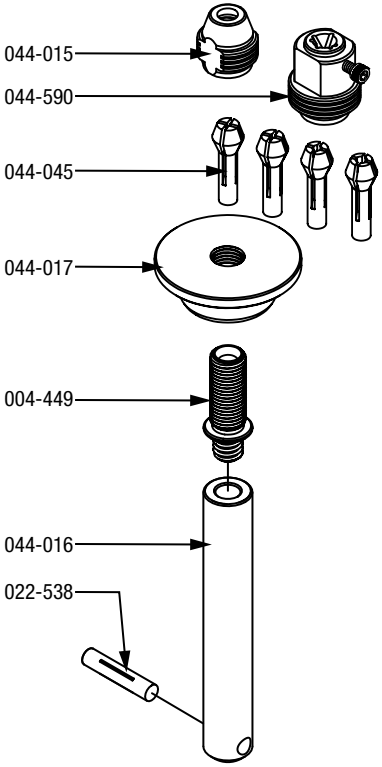

PART NO.	DESCRIPTION	QTY
004-449	ACCESSORY MOUNT	1
022-538	DRIVE LOC PIN	1
044-015	CHUCK CAP	1
044-016	CHUCK CENTER POST	1
044-017	CHUCK BENCHMATE BASE	1
044-045	SET OF 4 COLLETS	1
044-590	BASKET HOLDER	1

GLENDO LLC
900 Overlander Road • Emporia, KS 66801 USA
800-835-3519 • 620-343-1084 • Fax: 620-343-9640
hello@grs.com • www.grs.com
Last Update: October 26, 2026