



EasyAT Palm Cap

Instructions • #004-936,

#004-937, #004-938, #004-939



#004-937

• Most sensitive



#004-938

• • Moderately sensitive

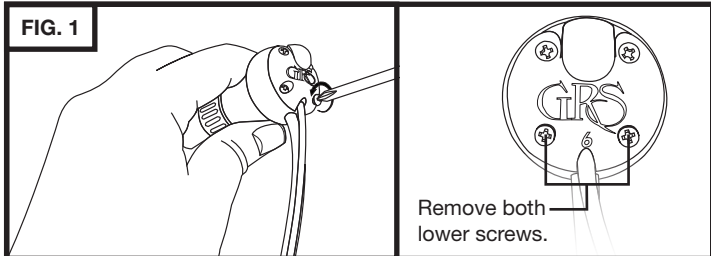


#004-939

• • • Least sensitive

Installation of the EasyAT Palm Cap

FIG. 1



Installation of the EasyAT Palm Cap

(continued)

FIG. 2

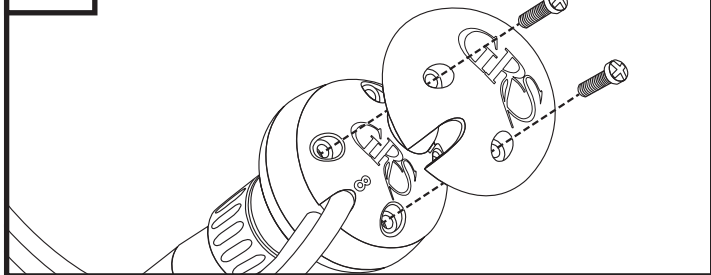
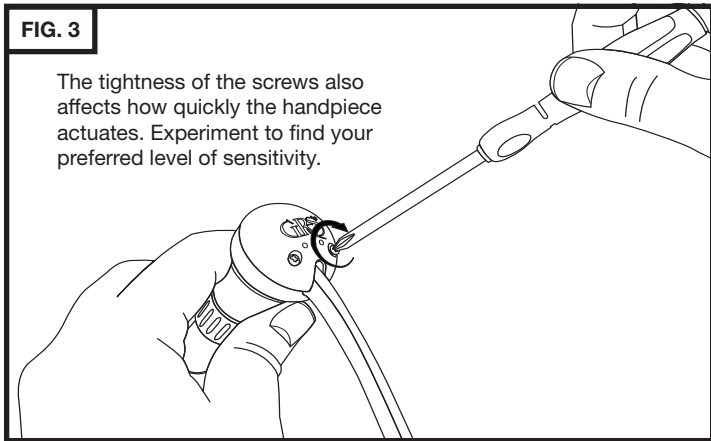


FIG. 3

The tightness of the screws also affects how quickly the handpiece actuates. Experiment to find your preferred level of sensitivity.



GLENDO LLC

900 Overlander Road • Emporia, KS 66801 USA
800-835-3519 • 620-343-1084 • Fax: 620-343-9640
grs@grstools.com • www.grstools.com
Last Update: 2015-11-16