


POINTED AND TAPERED BALL HOLDERS

INSTRUCTIONS

Instructions apply to the
following products:




500-506



500-507

Fixture Installation



Fixture Usage





FIG.3

Use the pointed ball holders (#500-506) with workpieces that have holes in each side. The points will rest in the holes.




FIG.4

Use the tapered ball holders (#500-507) with round workpieces.